

lvca

Printmaterial for Hotels

Info Print Material for Hotels

Most features speak for themselves and don't need extra signs. Make sure to present QR-Codes or terminals als visible as possible.

If you do want to advertise the features more prominently, please feel free to use our designs.

You can either order prints from us, adjust the designs displayed here yourself or create your own designs.

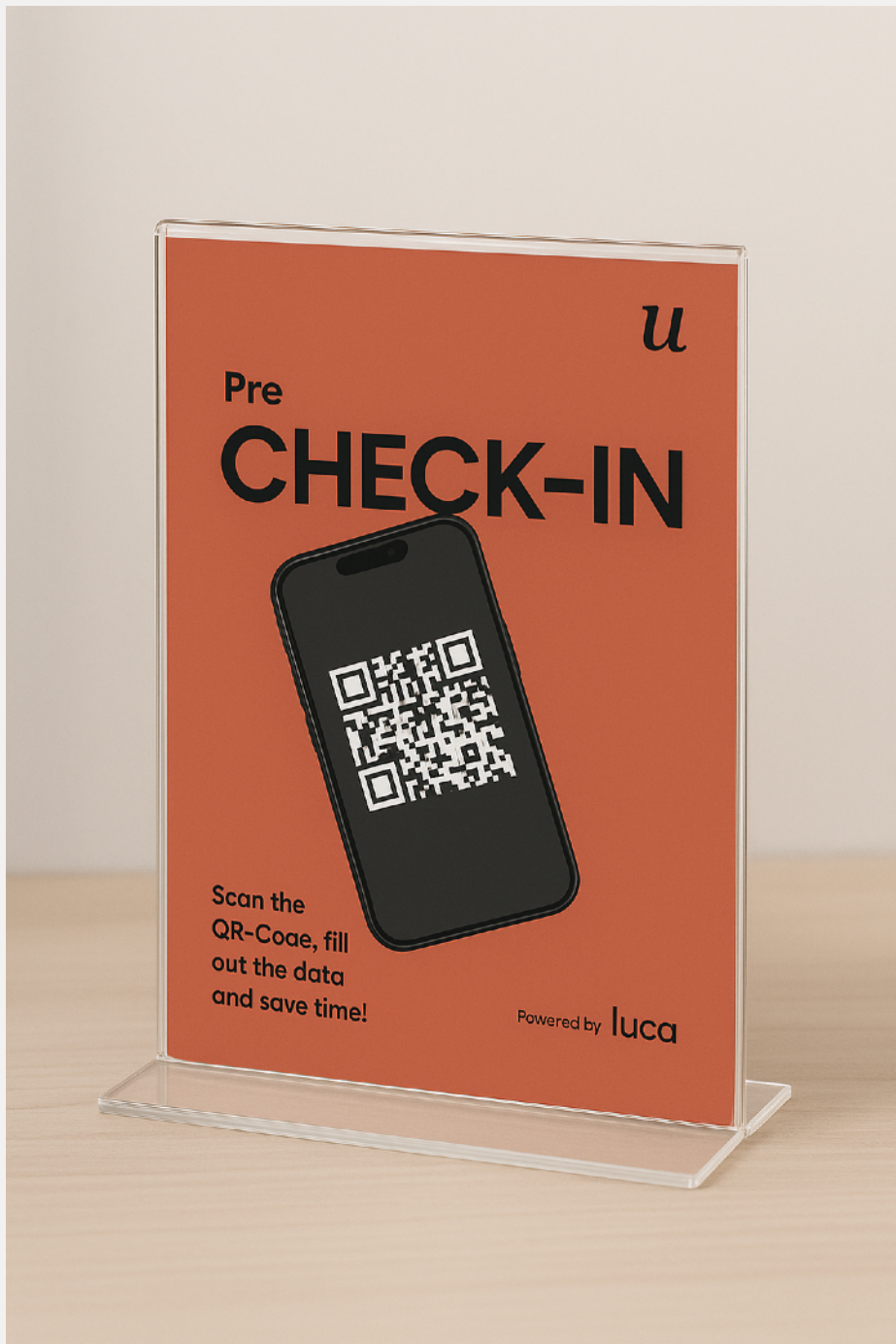
General recommendations:

- Use official signages whenever possible, e.g. to *Self Service Shop*
- Make sure your staff knows the features and refers to them frequently
- If you design your own print material:
Only display short texts

A6 Flyer

Pre Check-in

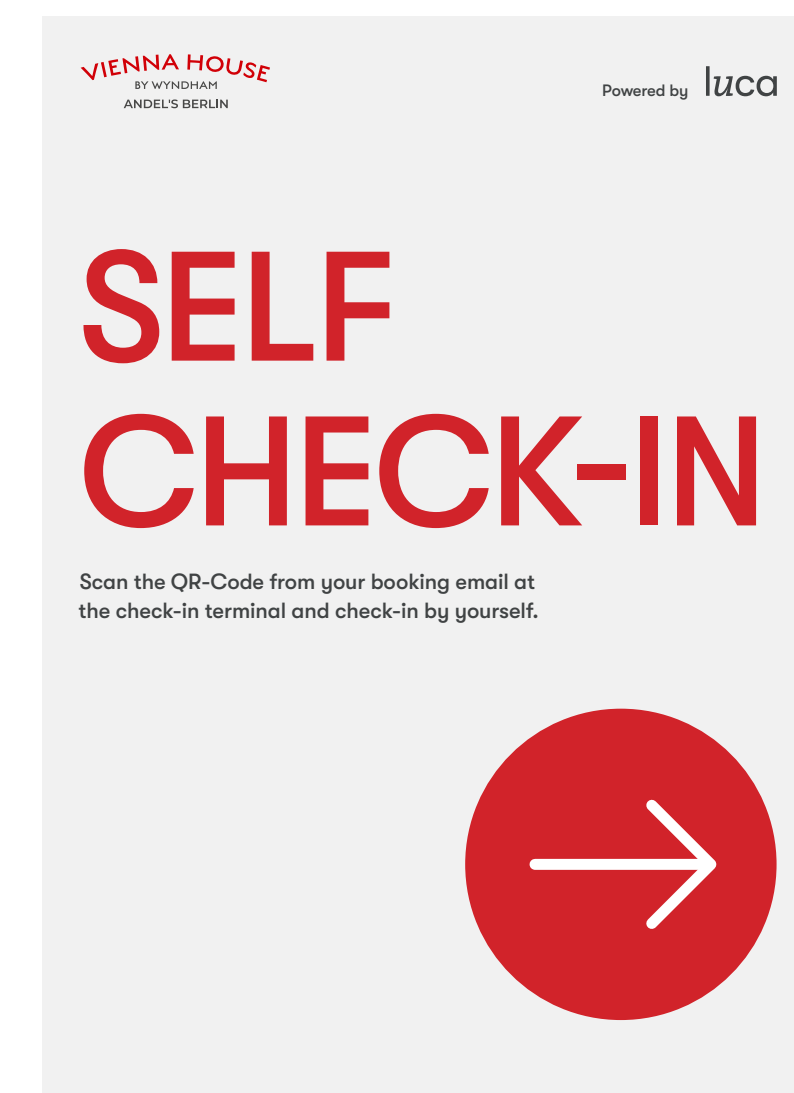
Guests are advised to pre check in before their arrival. They can however also check themselves in on site.



A3 Poster

Check-in Terminal

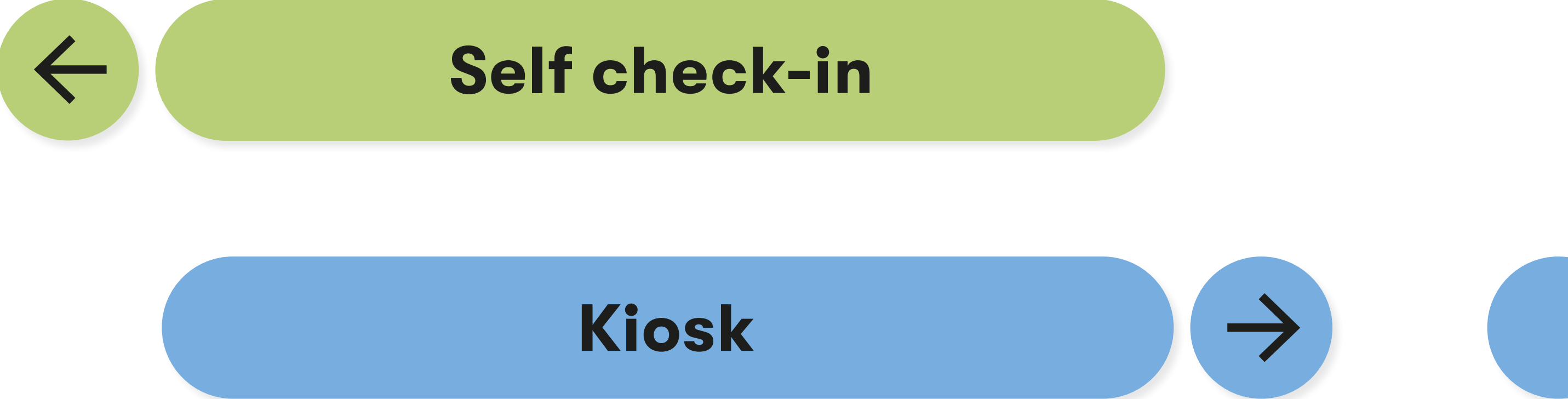
Use displays at the entrance to guide to the self-check-in terminals, if they're not visible right away.



Floor Stickers

Guides

Use guides on the floor to help your guests find their ways around the site.



A6 Flyer

Green Option

Offer your guests to opt out of daily room cleaning.



Individual stickers to
add special offers

Sticker

Concierge

Make sure everyone finds the concierge by sticking it to prominent places in your hotel. For example, the room doors, tables in public areas, or mirrors.



For infos and service
scan the QR code



Powered by **luca**

For infos and service
scan the QR code



Powered by **luca**

Sticker

Check out

This sticker works best on the inside of the room's door.



Thank you!

Any questions? Write us an email to
marketing@luca-app.de

luca